

Release Notes
Oracle Banking Digital Experience
Patchset Release 22.1.2.0.0

Part No. F56934-01

November 2022

ORACLE®

Release Notes
November 2022

Oracle Financial Services Software Limited
Oracle Park
Off Western Express Highway
Goregaon (East)
Mumbai, Maharashtra 400 063
India

Worldwide Inquiries:
Phone: +91 22 6718 3000
Fax:+91 22 6718 3001

www.oracle.com/financialservices/

Copyright © 2006, 2022, Oracle and/or its affiliates. All rights reserved.

Oracle and Java are registered trademarks of Oracle and/or its affiliates. Other names may be trademarks of their respective owners.

U.S. GOVERNMENT END USERS: Oracle programs, including any operating system, integrated software, any programs installed on the hardware, and/or documentation, delivered to U.S. Government end users are “commercial computer software” pursuant to the applicable Federal Acquisition Regulation and agency-specific supplemental regulations. As such, use, duplication, disclosure, modification, and adaptation of the programs, including any operating system, integrated software, any programs installed on the hardware, and/or documentation, shall be subject to license terms and license restrictions applicable to the programs. No other rights are granted to the U.S. Government.

This software or hardware is developed for general use in a variety of information management applications. It is not developed or intended for use in any inherently dangerous applications, including applications that may create a risk of personal injury. If you use this software or hardware in dangerous applications, then you shall be responsible to take all appropriate failsafe, backup, redundancy, and other measures to ensure its safe use. Oracle Corporation and its affiliates disclaim any liability for any damages caused by use of this software or hardware in dangerous applications.

This software and related documentation are provided under a license agreement containing restrictions on use and disclosure and are protected by intellectual property laws. Except as expressly permitted in your license agreement or allowed by law, you may not use, copy, reproduce, translate, broadcast, modify, license, transmit, distribute, exhibit, perform, publish or display any part, in any form, or by any means. Reverse engineering, disassembly, or decompilation of this software, unless required by law for interoperability, is prohibited.

The information contained herein is subject to change without notice and is not warranted to be error-free. If you find any errors, please report them to us in writing.

This software or hardware and documentation may provide access to or information on content, products and services from third parties. Oracle Corporation and its affiliates are not responsible for and expressly disclaim all warranties of any kind with respect to third-party content, products, and services. Oracle Corporation and its affiliates will not be responsible for any loss, costs, or damages incurred due to your access to or use of third-party content, products, or services.

Table of Contents

1. FEATURES AND ENHANCEMENTS	1-1
1.1 VIRTUAL ACCOUNTS MANAGEMENT	1-1
1.2 LIQUIDITY MANAGEMENT	1-3
1.3 TRADE FINANCE.....	1-6
1.3.1 TRADE FINANCE ENHANCEMENTS.....	1-7
1.4 RECEIVABLES/PAYABLES.....	1-11
1.4.1 RECONCILIATION.....	1-11
1.4.2 EDIT RECONCILIATION RULE.....	1-11
1.4.3 CASH MANAGEMENT	1-11
1.5 CORPORATE LENDING MANAGEMENT.....	1-13
1.6 SUPPLY CHAIN FINANCE.....	1-13
1.6.1 SUPPLY CHAIN FINANCE OVERVIEW	1-13
1.6.2 VIEW PROGRAM.....	1-16
1.6.3 REQUEST FINANCE	1-16
1.6.4 PENDING APPROVAL TAB	1-16
1.6.5 MY APPROVED LIST TAB	1-18
1.6.6 ACTIVITY LOG TAB.....	1-19
1.6.7 ATTACHMENT ICON ON RECORDS FOR REUEST FINANCE IN ACTIVITY LOG.....	1-21
1.7 CORPORATE ADMINISTRATION ENABLEMENT	1-21
1.7.1 APPROVAL RULES ENHANCEMENTS	1-22
1.7.2 STAGE WISE COMMENTS CAPTURE	1-25
1.7.3 SERVICE REQUEST FRAMEWORK ENHANCEMENTS	1-25
1.7.4 USER SEARCH ENABLEMENT FOR USER GROUP	1-26
1.7.5 APPROVAL RULE REPORT	1-26
1.7.6 READY TO SUBMIT FUNCTIONALITY.....	1-26
1.7.7 DASHBOARD PERSONALIZATION	1-26
1.7.8 ENHANCED OVERVIEW WIDGET ON RETAIL DASHBOARD.....	1-27
1.7.9 HOME SCREEN MOBILE WIDGET.....	1-28
1.7.10 CUSTOMER INSIGHTS.....	1-28
1.7.11 ACCOUNT TITLE DISPLAY	1-29
1.7.12 DOCUMENT ATTACHMENT INDICATOR	1-29
1.7.13 SEPARATE AUTHENTICATION FOR BACK OFFICE USERS.....	1-30
2. BUGS FIXED	2-31

3. QUALIFICATIONS	3-37
4. BROWSER SUPPORT	4-39
5. LANGUAGE SUPPORT	5-40
6. KNOWN ISSUES AND LIMITATIONS	6-41
6.1 ORACLE BANKING DIGITAL EXPERIENCE KNOWN ISSUES.....	6-41
6.2 ORACLE BANKING DIGITAL EXPERIENCE LIMITATIONS	6-41

1. FEATURES AND ENHANCEMENTS

The following describes the new enhancements made in Oracle Banking Digital Experience 22.1.2.0.0 release:

1.1 Virtual Accounts Management

As part of this release, Virtual Accounts Management module has been enhanced to include the following features:

Virtual Account Restrictions

This feature enables a corporate user to:

- View the summary of restrictions maintained at a Virtual account level. User can navigate to this screen via Virtual account details page to view the allowed, utilized and available count.
- Further, it also allows the user to update the allowed count for each restriction type through the restrictions Maintenance screen.

ATM & Branch Locator English

futura bank Search ... 2009 SD Welcome, Shalimar Duke Last login 10/26/22, 4:49 PM

Restrictions Maintenance
ABZ Solutions | ***462

Virtual Account	Virtual Entity	Branch Name	Currency
xxxxxxxxxxxx2221 CAcctClose4	SDCVE01	Universal HEL	GBP
SDCVE01			

Restrictions

Restriction	Period	Allowed Count	Utilized Count	Available Count
Restriction ID 1	4/22/18 to 4/28/18	50	0	50
Restriction ID 2	4/1/18 to 4/30/18	200	0	200

Submit Cancel Back

Copyright © 2006, 2020, Oracle and/or its affiliates. All rights reserved. [SecurityInformation] Terms and Conditions

Account Title in Virtual Account Screens

With this enhancement, corporate users will be able to view Real/Virtual Account name along with the Real/Virtual Account number on the following screens –

- Cash Positions - Overall widget
- Accounts & Balance Widget
- Move Money screen/widget
- Account Balance Details Overlay

- Structure Maintenance (Real Account/VMCA)
- Remittance ID Maintenance
- Account title in screens where Account Lookup is involved
- Create/View/Modify Virtual Account (For Linked Real Account)
- Virtual Account Templates
- Charges Inquiry

Progressive Screen Loading

To improve the user experience and performance, all the screens that previously displayed pagination have now been changed to progressive loading. Following screens will display the above changes –

- Dashboard Widgets –
 - Accounts & Balances widget
 - Virtual Entity Summary widget
 - Cash Positions - Overall widget
- Inquiry/Listing Screens –
 - Virtual Entity transaction
 - Virtual Account transaction
 - Virtual Account Templates
 - Virtual Accounts eligible for Closure
 - Virtual Accounts Structure transaction
 - Remittance ID transaction
 - Internal Credit Line transaction
 - Virtual Multi-Currency Account transaction
 - Track Virtual Accounts Closure List
 - Special Rates transaction
 - General Rates transaction
 - Charges Inquiry transaction
 - View Transaction Inquiry transaction
 - View General Rates transaction
 - List Pre-generated Statements transaction
 - View Special Rates transaction
 - View Internal Credit Line Linked Accounts
- Overlays
 - While Viewing Closure Details overlay from Virtual Account Closure Confirmation screen
 - Link Virtual Accounts overlay during Create Virtual Accounts Structure transaction
 - Link Virtual Accounts overlay during Edit Virtual Accounts Structure transaction
 - Interest Rates, Interest History & View Transactions Overlay from detailed Virtual Account view

- While viewing Virtual Accounts for Linkage overlay from Internal Credit Line Linkage Confirmation screen
- Initiation Screens
 - Initiation and review screens post selecting virtual accounts for closure.
 - Create Internal Credit Line Linkage
 - Edit Internal Credit Line Linkage
 - Add General Rates
 - Edit General Rates
 - Add Special Rates
 - Edit Special Rates

1.2 **Liquidity Management**

As part of this release, Liquidity Management module has been enhanced to include the following features:

Account Title in Virtual Account Screens

With this enhancement, corporate users will be able to view Real Account name along with the Real Account number on the following screens -

- Position By Region pop up
- Position By Currency pop up
- Account Title in Structure Node
- Account Details overlay within Structure
- Charge Account during Structure Maintenance
- Charges Inquiry
- Sweep Monitor widget
- Log Monitor screen

Progressive Screen Loading

To improve the user experience and performance, all the screens that previously displayed pagination have now been changed to progressive loading. Following screens will display the above changes

- Dashboard Widgets –
 - Position by region
 - Assets and liabilities
 - Position by currency
- Inquiry/Listing Screens –
 - Simulation table
 - Structure Table
 - Charges Inquiry

- Log Monitors
- Initiation Screens -
 - Account selection during Structure Creation & modification
 - Header Account selection during Structure Creation and modification.

Account Structure Simulation

In order to better understand and experience the benefits and features offered in Liquidity Management module, a new functionality has been developed that allows a corporate user of an existing customer of the bank to simulate various types of Liquidity Management account structures.

Following features are supported in Structure Simulation -

Build Account Structure Simulation

The application enables the corporate user to build new account structures simulation using the digital banking platform. While building a structure Simulation of Sweep, Pool or Hybrid type, the corporate can perform the following tasks:

- Choose Accounts to participate in Structure Simulation
- Define Structure Simulation Details Sweep, Pool – with interest methods – Interest, Advantage & Ratio and Hybrid with interest method as “Interest” only
- Define Account Mapping and specify the hierarchies
- Set up instructions between each account pair.
- Review and Confirm structure creation

The screenshot displays the 'Create Sweep Structure Simulation' page in the Futura Bank system. At the top, the user is logged in as Santner Dean. The page title is 'Create Sweep Structure Simulation' with a sub-header 'ALL SPORTS | ***464'. A progress indicator shows three steps: 1. Accounts for Simulation, 2. Simulation Parameters, and 3. Structure Building. The 'Simulation Structure Name' is 'ABC Corporation'. The main content area features a hierarchical tree diagram of accounts. The root node is 'HELO046400205' (GBP, AAA, Sweep 2). It branches into two intermediate nodes: 'HELO046400180' (GBP, AAA, Sweep 2) and 'HELO046400178' (GBP, Australla, Sweep 2). These intermediate nodes further branch into four leaf nodes, all labeled 'ALL SPORTS' (GBP, France, Sweep 0). A small tree icon is visible in the bottom right corner of the diagram area. Below the diagram, there is a note: 'Please note that clicking the back button will navigate you to the previous page and any data already entered on this screen will be lost.' At the bottom, there are 'Submit', 'Cancel', and 'Back' buttons. The footer contains the copyright notice: 'Copyright © 2006, 2020, Oracle and/or its affiliates. All rights reserved. | Security Information | Terms and Conditions'.

View Account Structure Simulation

Corporate users can search the Simulated Account structures maintained between the internal and external accounts of their parties. User can also further drill down to view the structure details along with the instructions set between an account pair.

ID	Name	Start Date	End Date	Status	Action
SI20221114120223196351	TestPoolAdv	11/15/22	11/29/22	Pool Inactive	T
SI202211141232062110204	TestPoolAdv	11/15/22	11/29/22	Pool Inactive	T
SI20221123190352388488	TestPoolAdv	11/15/22	11/29/22	Pool Inactive	T
SI20221114643388844148	TestSim	11/14/22	11/28/22	Scrap Inactive	T
SI202211231110444581314	HYBRID SIMULATION TEST 001	11/23/22	11/23/22	Hybrid Active	T
SI20221114120388062229	TestPoolAdv	11/15/22	11/29/22	Pool Inactive	T
SI2022111471483072145	Hybrid 19721	9/22/22	9/29/22	Hybrid Active	T

Download Structure Simulation Advice

- User can generate a Structure simulation advice for all the supported structure types, which will compare with structure and without structure scenario and arrive at the interest income benefit.

1.3 Trade Finance

Following are the enhancements done to Trade Finance Module:

- Facility to initiate Paper based Guarantee
- Mobile browser support for View and Approval Transactions
- Facility for Corporate user to receive request for clarification (Bi-Directional support) for transactions initiated at Mid-Office
- Facility to Maintain Terms and Conditions and Display them at the Transaction screen
- Facility to auto save transaction during creation of Import LC, Outward Guarantee, Shipping Guarantee, Export Bill and Export Collection.
- Facility to initiate Guarantee/SBLC Claim Settlement by the Applicant
- Facility to input deal reference number and rate for transactions involving cross currencies
- Facility to request split of Commission/ Charges with other party
- Facility to display Account name title, Branch and Currency as part of account list Display
- Facility to indicate to the Approver if attachments are available in Transaction

1.3.1 **Trade Finance Enhancements**

Trade finance is the assistance provided for the commencement of international trade, and it is achieved by the use of several trade finance instruments. Lots of such products constitute trade finance, and each one is created to ease the way businesses are done between importers and exporters around the world.

In this release, the trade finance module of OBDX, has been enhanced with the addition of new features and transactions, which are as follows:

1.3.1.1 **Initiate a paper-based BG**

OBDX is enhanced to have a facility in Initiate BG with an option to indicate whether user wants to have a mail based BG instead of the regular SWIFT based BG. If he selects the mail based BG, automatically system will show the user the charges, commissions and taxes applicable and the draft version of message as per mail based BG. Normally these kind of BGs are used for domestic purposes or where no direct SWIFT based network setup is available.

1.3.1.2 **Mobile browser support for View and Approval Transactions**

There are times when people want to see things on move, or a senior management of a company must approve things on the move. OBDX is enhanced for the users to be able to view the transactions, approve the transactions using a mobile device on a mobile browser. All the trade transactions are enhanced with this.

1.3.1.3 **Bi-Directional support for transactions initiated at Mid-Office**

When the corporate user, has directly initiated an application at Mid-Office, there was no way to interact with bank online for any queries bank had. With this enablement, user would be able to see such transactions as well in OBDX. However, user would be able to respond to the queries of the application, he won't be able to see the details of application like other transactions initiated from OBDX do.

1.3.1.4 **Terms and Condition in Audit Log**

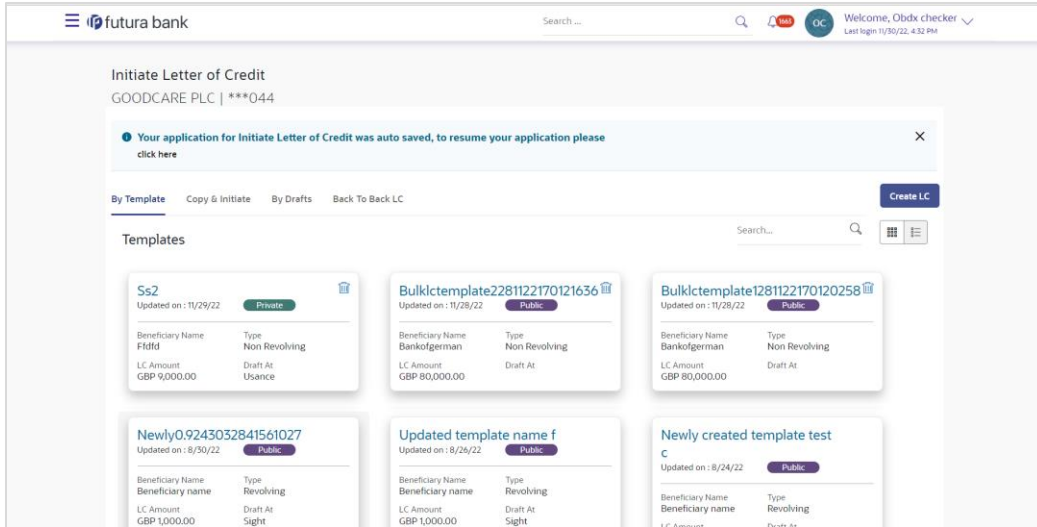
Many a times, in cases of disputes between the bank and corporate users, bank would want to know the Terms and Conditions accepted by user. OBDX is enhanced for the Admins to have a facility to see the Terms and conditions accepted by corporate user, while initiating the transaction.

1.3.1.5 **Facility to Auto save Transaction during creation**

OBDX is enhanced to have the facility to automatically save incomplete Trade Finance application as a draft that can be resumed at later stage. If user has forgot to save those applications explicitly in draft/template or couldn't save those due to session timeout. On next login, system will give option to user to continue using auto saved application.

This enhancement is applicable to following Trade Transactions initiated from OBDX

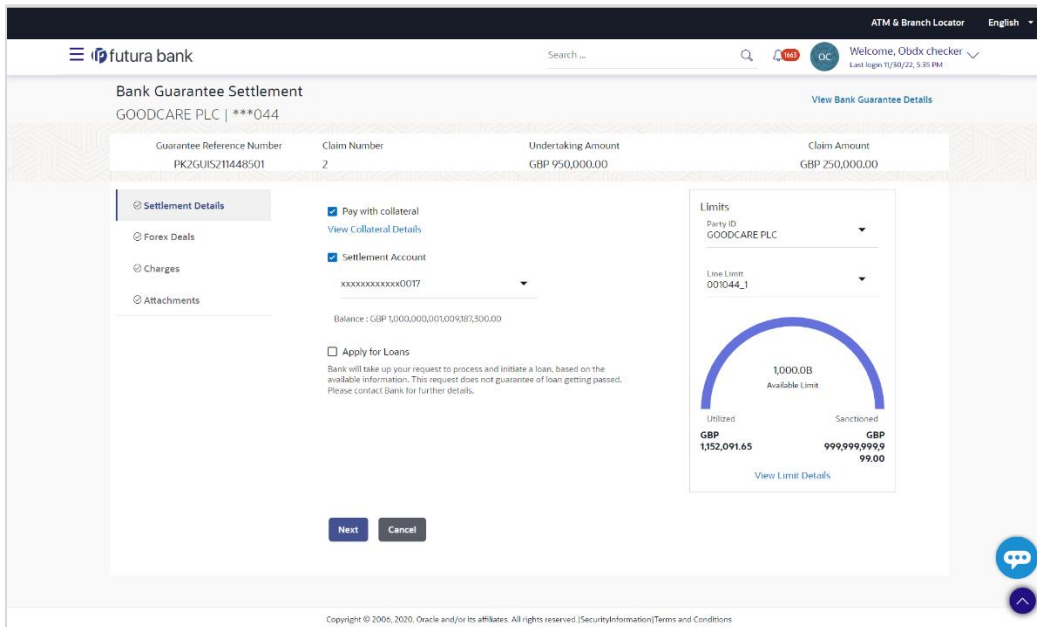
- Initiate LC: Conventional and Islamic
- Initiate BG: Conventional and Islamic
- Initiate Bills under LC: Conventional and Islamic
- Initiate Collections: Conventional and Islamic
- Initiate Shipping Guarantee: Conventional and Islamic



1.3.1.6 Facility to initiate Guarantee/SBLC Claim Settlement by the Applicant

As a part of OBDX enhancement, a new transaction is introduced where the corporate user has the option to settle their unsettled claims.

User can view all the available unsettled claims under Bank Guarantee and can select and click to view the details of the same. The user also has an option to indicate the amount to be settled, and source account, collaterals, and loans that can be used to settle the claim. There is an option to view the limits available to the user.

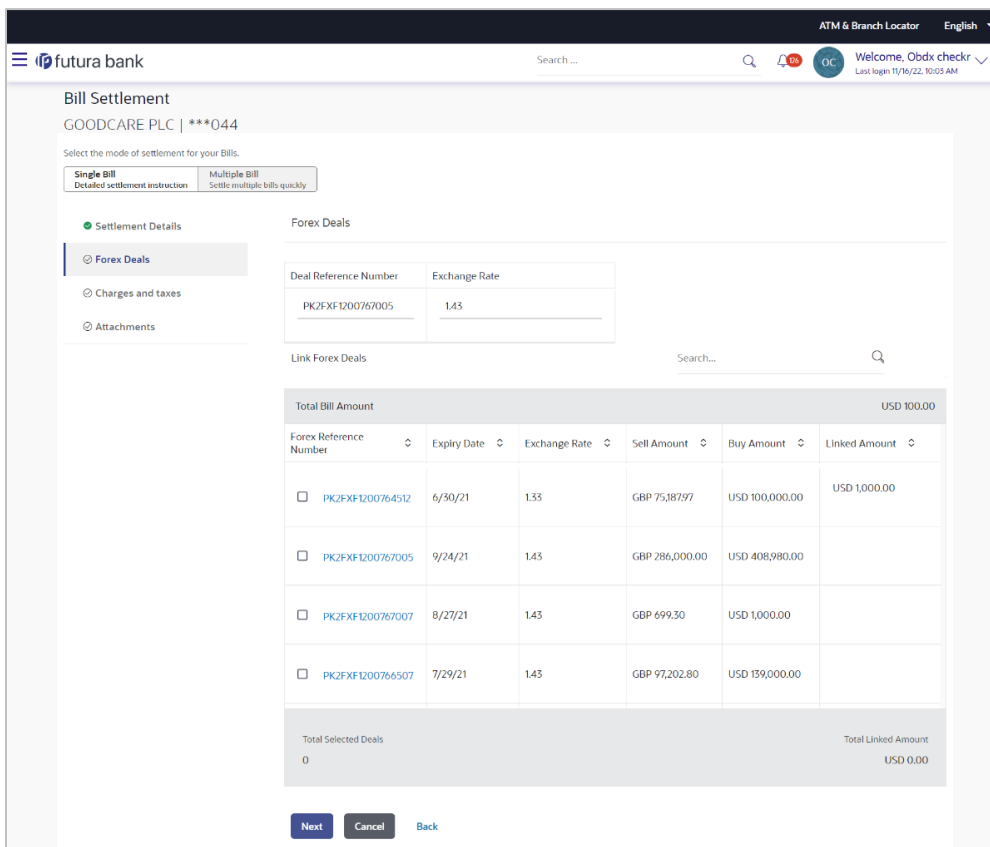


1.3.1.7 Facility to input Deal reference number and rate for transactions involving Cross Currencies

The OBDX is enhanced to have a facility for users to provide a Deal Reference Number and the FX rate on the screen so that when there is not pre-booked deal available or if the user do not want to use an existing deal, user can pass these details to the bank.

Following transactions have been enhanced to input deal reference number and FX Rate:

- Bill Settlement (both Single and Multiple) in Conventional as well as Islamic
- Modify Import Bill Conventional as well as Islamic
- Modify export bill Conventional as well as Islamic
- Modify import collection Conventional as well as Islamic
- Modify Export collection Conventional as well as Islamic
- Export Collection settlement Conventional as well as Islamic

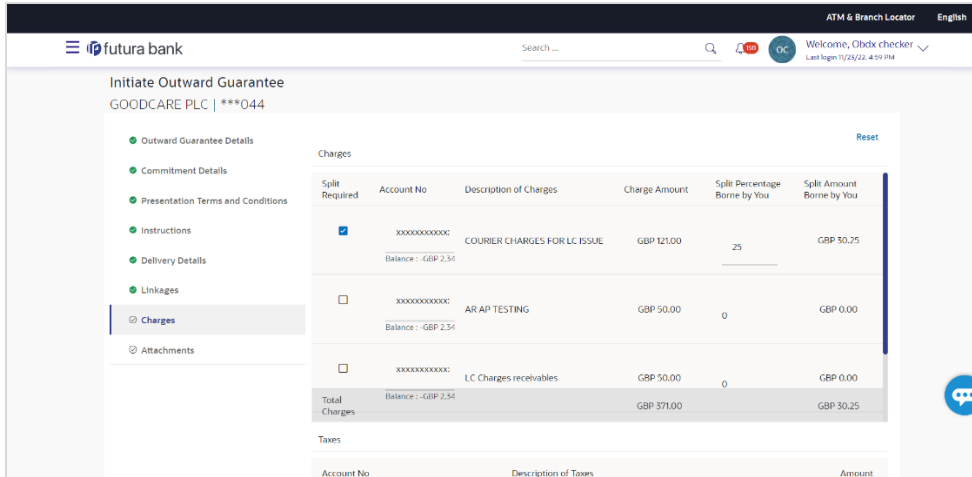


1.3.1.8 Facility to request Split of Commission/ Charges with other party

The OBDX is enhanced to have a facility to view Split Charges & Commissions to see how much will be borne by the user and how much by other parties. The user can also view the split percentage.

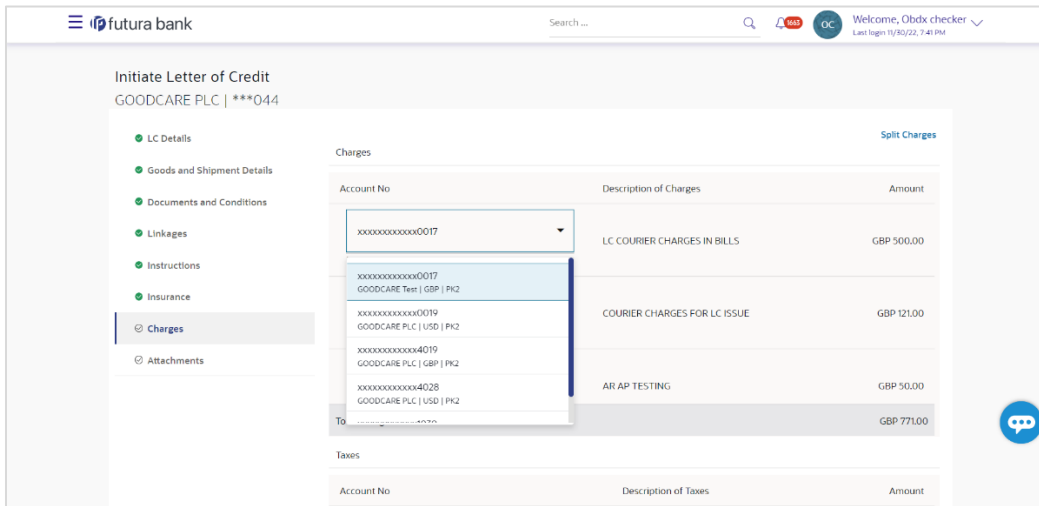
Following transactions have been enhanced to capture special instructions:

- Import LC Issuance - Conventional and Islamic
- Import LC Amend - Conventional and Islamic
- Outward BG initiation - Conventional and Islamic
- Outward BG Amend - Conventional and Islamic



1.3.1.9 Facility to display Account name title, Branch and Currency as part of Account List Display

OBDX Trade finance input screens have been enhanced to select the account number from the demand deposit and corporate deposits account list that displays the account number along with the account name, account currency and account branch.



1.3.1.10 Facility to indicate to the Approver if Attachments are applicable for a Transaction

OBDX Trade Finance Pending for Approval transaction screen is enhanced to display the attachment icon against each transaction that indicates the transaction has physical document linked to it. Based on this information, approver can directly approve the transaction, or he will drill down the transaction details and verify the linked documents by downloading it.

<input type="checkbox"/>	Date	Description	Beneficiary Name	Amount	Reference No	Status
<input type="checkbox"/>	10/3/22, 5:15 PM	Initiate Letter of Credit	Beneficiary Name	GBP 1,000.00	0310IAF75BE0	In Progress
<input type="checkbox"/>	10/1/22, 3:48 PM	Initiate Letter of Credit	ss	GBP 12,345.00	0110FE2D045A	In Progress

1.4 Receivables/Payables

As part of this release, Receivables/Payables module has been enhanced to include the following features.

1.4.1 Reconciliation

1.4.1.1 Create Reconciliation Rule

- A new pattern type as **Likewise Match** is introduced in Reconciliation rule type exact rule and selecting the condition based on Invoice/Expected Cashflow & Payment to list along with the existing pattern type Exact and select between two positions etc., and further select the LHS attribute value.
- A **Case Sensitive** switch (Yes or No) is introduced in the reconciliation rule type exact rule condition to select whether the system needs to check the case sensitivity of the field value while reconciliation execution.

1.4.2 Edit Reconciliation Rule

- A new pattern type as Likewise Match is introduced in Reconciliation rule type exact rule and selecting the condition based on Invoice/Expected Cashflow & Payment to list along with the existing pattern type Exact and select between two positions etc., and further select the LHS attribute value
- A **Case Sensitive** switch (Yes or No) is introduced in the reconciliation rule type exact rule condition to select whether the system needs to check the case sensitivity of the field value while reconciliation execution.

1.4.3 Cash Management

As part of this release, Cash Management module has been enhanced to include the following features.

1.4.3.1 Netting

1.4.3.2 Accept/Reject Netting Transaction

- The 'Netting' screen helps user to accept or reject a netting transaction on a particular associated party against its receivables and payables so that the number of payment transactions between those two parties is reduced leading to significant cost savings.
- The accept/reject netting transaction screen is supported in mobile device.

1.5 Corporate Lending Management

As part of this release, Corporate Loans module has been enhanced with the following features:

Customer 360

As part of Customer 360, the dashboard for corporate users can be configured based on Party IDs in addition to the existing Role/Module/User configurations. This allows a dashboard configured for a specific party to be accessible for users under that party uniquely. For more information on configuration details, you can refer OBDX Core User Manual.

Group Customer Migration Report

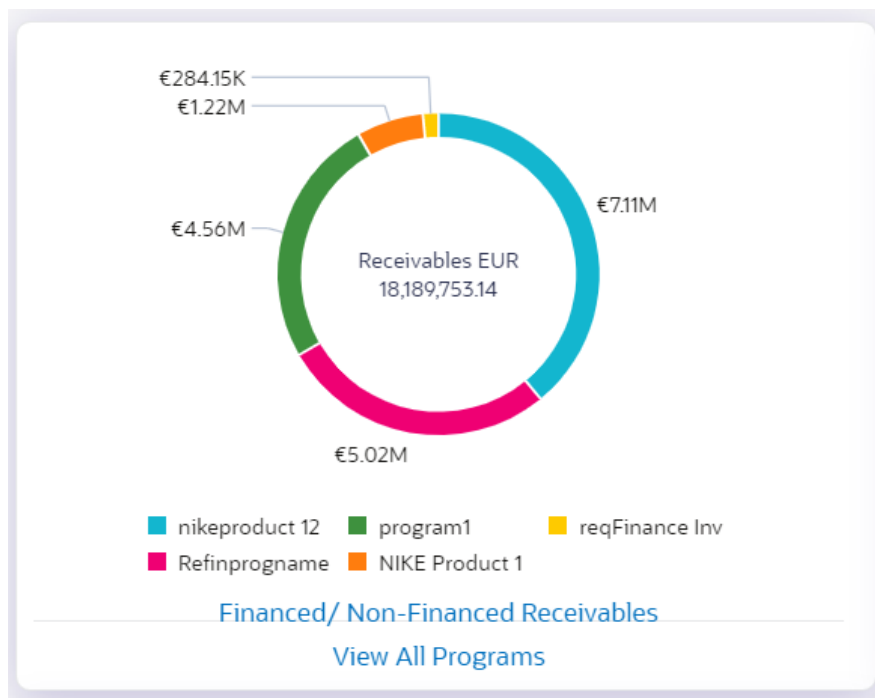
Customer can be moved from one group customer to another group customer. You can perform the simulation to generate the migration report to identify the conflicts if any. After resolving the conflicts, you can perform the migration and generate final migration report with the details on the migration.

1.6 Supply Chain Finance

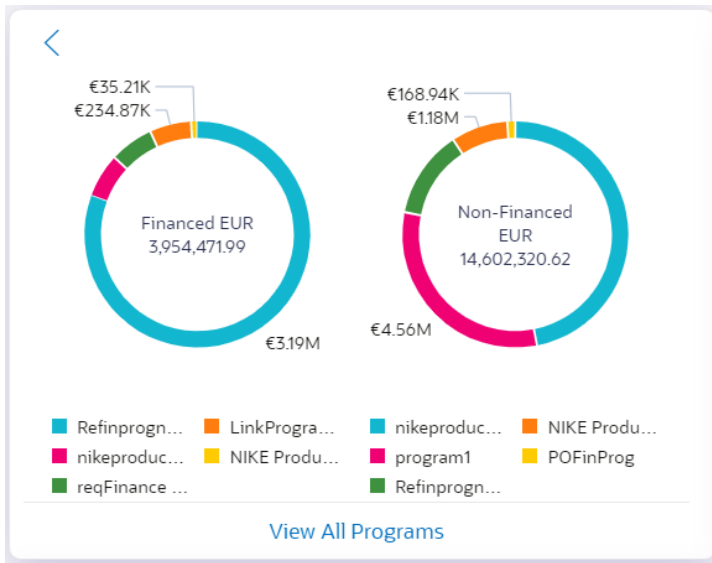
1.6.1 Supply Chain Finance Overview

Existing widgets of Top Programs, Maturing Finances and Receivables/Payables Timeline of SCF have been enhanced. Following changes have been done to the widgets-

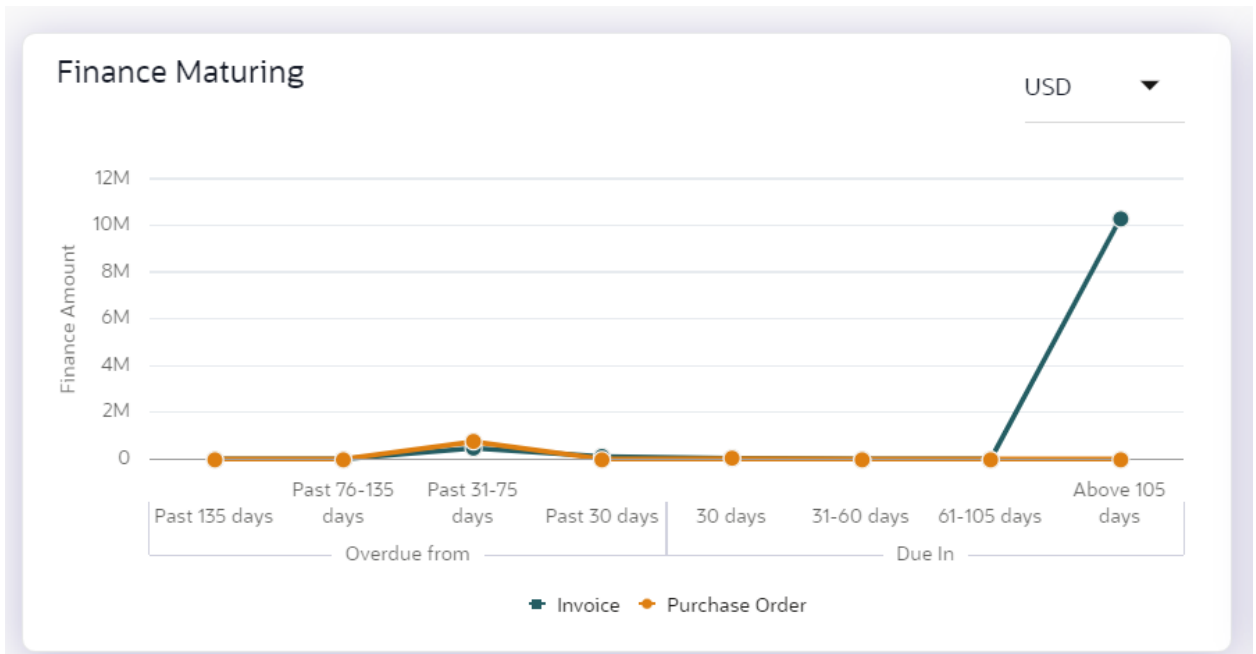
Top Programs- New hyperlink is introduced viz, Financed/Non Financed Receivables or Payables. On clicking on this hyperlink the widget will flip and two donut graphs displaying Financed and Non Financed receivables or payables in the respective tab of Receivables and Payables.



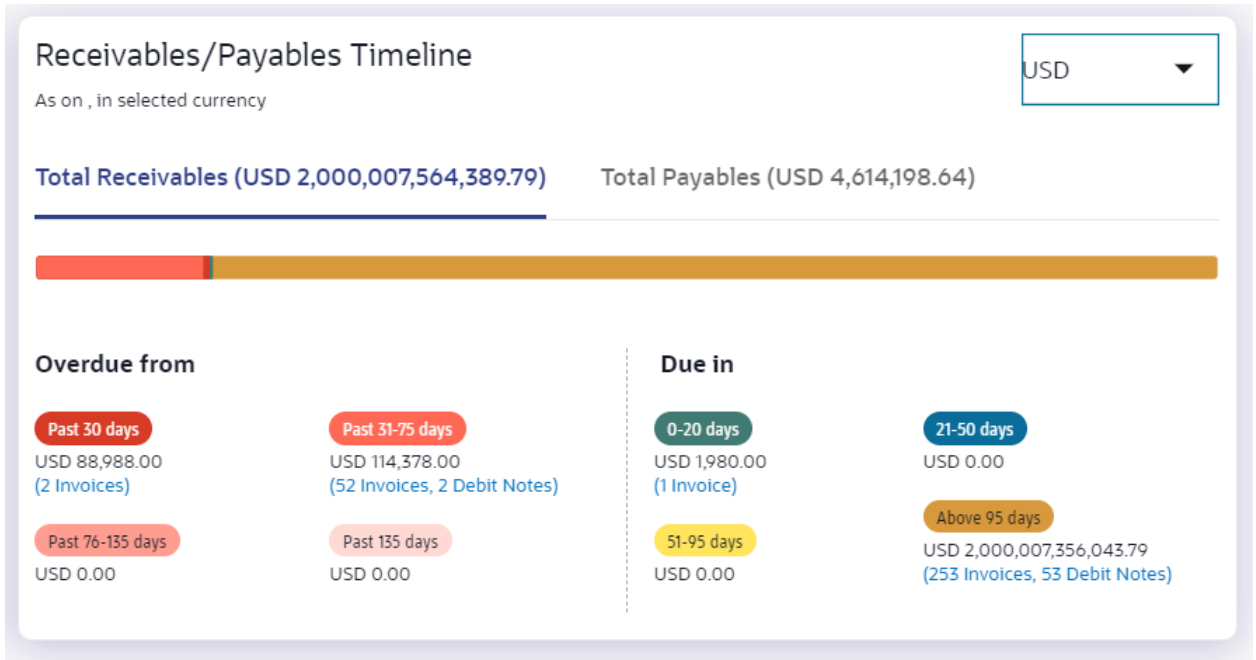
On clicking on link Financed/Non- Financed-



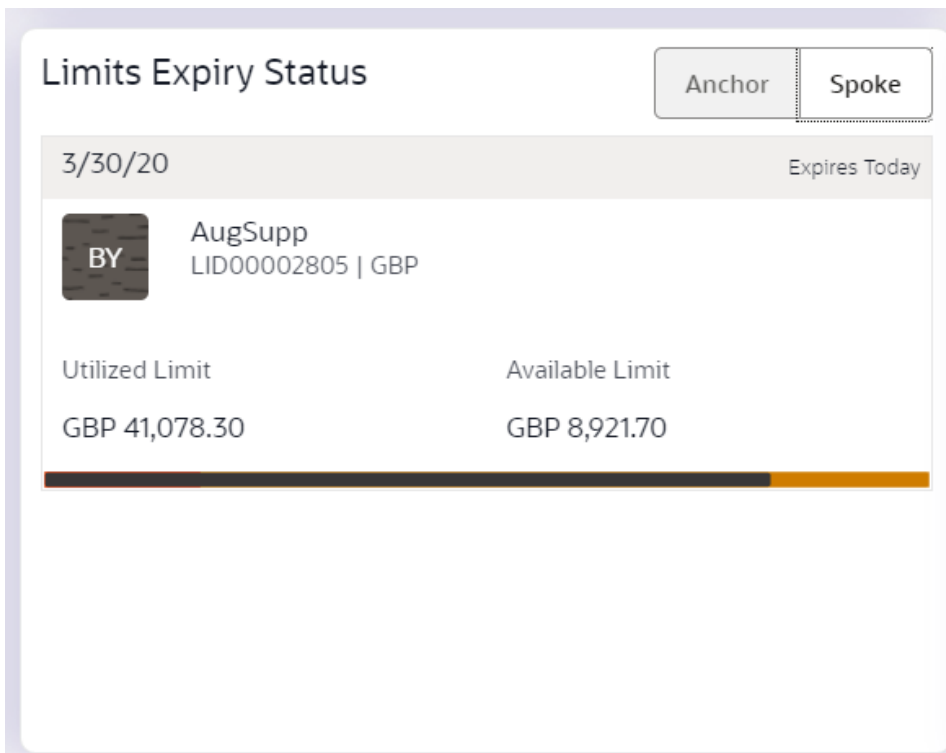
Maturing Finances- Overdue section will have four new sub sections. These sub sections will display overdue finances in different period ranges. These period ranges are configurable by the bank. Existing 4 sections of Due In will also be configurable.



Receivables/Payables Timeline- Overdue section will have four new sub sections. These sub sections will display overdue finances in different period ranges. These period ranges are configurable by the bank. Existing 4 sections of Due In will also be configurable.

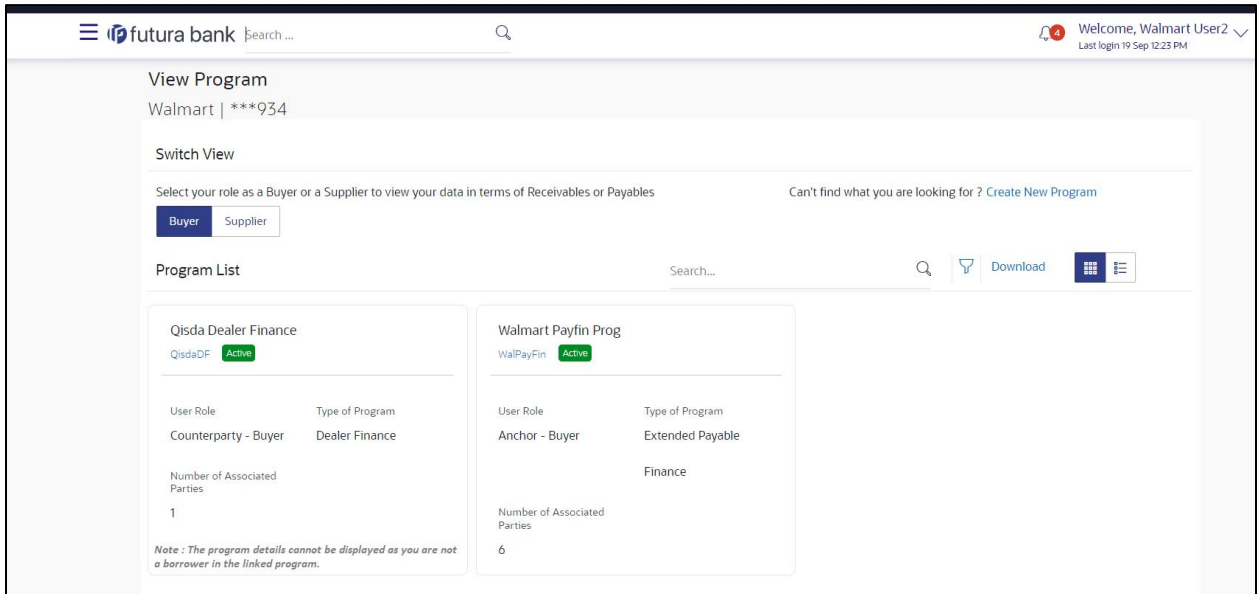


Limit Expiry Status- New widget is developed to display expired limits and limits that are nearing expiry in the next 'n' number of months. The number of months is configurable by the bank.



1.6.2 View Program

Existing screen of View Programs, have been enhanced to restrict the view of program to a counterparty corporate who is not a borrower in the program.



1.6.3 Request Finance

Existing screen of Request Finance has been enhanced to add NPA(Non Performing Asset) validation so that a corporate who has been tagged as 'NPA' by the bank, is not able to raise Finance.

1.6.4 Pending Approval Tab

A new tab to display the Supply chain finance transactions in the pending approval widget and screen is developed this release. Checker or Approver can claim the Supply Chain Finance transactions from this new tab for approval.

futura bank Search ... Welcome, Nehal Joshi
 Last login 16 Jul 12:10 PM

Pending for Approvals

Financial ▼ 🔍


[Joint Bulk Record](#) 0
[Host to Host Bulk Files](#) 0
[Host to Host Bulk Records](#) 0
Supply Chain Finance ▶

<input type="checkbox"/>	Date	Description	Amount	Initiated By	Reference No	Status
<input type="checkbox"/>	16 Jul 12:24 PM	Finance Repayment	Nehal Joshi	1607A753430F	🕒 In Progress	

Page 1 of 1 (1 of 1 items) ◀ 1 ▶

My Limits

Import Collection... ▼



Currently no limits are assigned to this transaction. Please contact administrator for further details.

[View All](#)

My Approved List


Financial ▼ 🔍

[Accounts](#) 0
[Non Accounts](#) 0
[Payments](#) 0
[Bill Payments](#) 0
[Bulk File](#) 0
[Bulk Record](#) 0
▶

Date	Initiated By	Description	Account Number	Amount	Reference No	Status
------	--------------	-------------	----------------	--------	--------------	--------

Corporate Limits

Import Collection... ▼



futura bank Search ... 905 NJ Welcome, nehal joshi
 Last login 6/15/22, 9:11 AM

Transactions

Pending For Approval Activity Log My Approved List


All 56
Financial 1
Non Financial 55
Urgent 0

Financial Non Financial 🔍

Modules	Total	Urgent
Supply Chain Finance	1	0

My Limits

Create Bill Pa... ▼



Currently no limits are assigned to this transaction. Please contact administrator for further details.

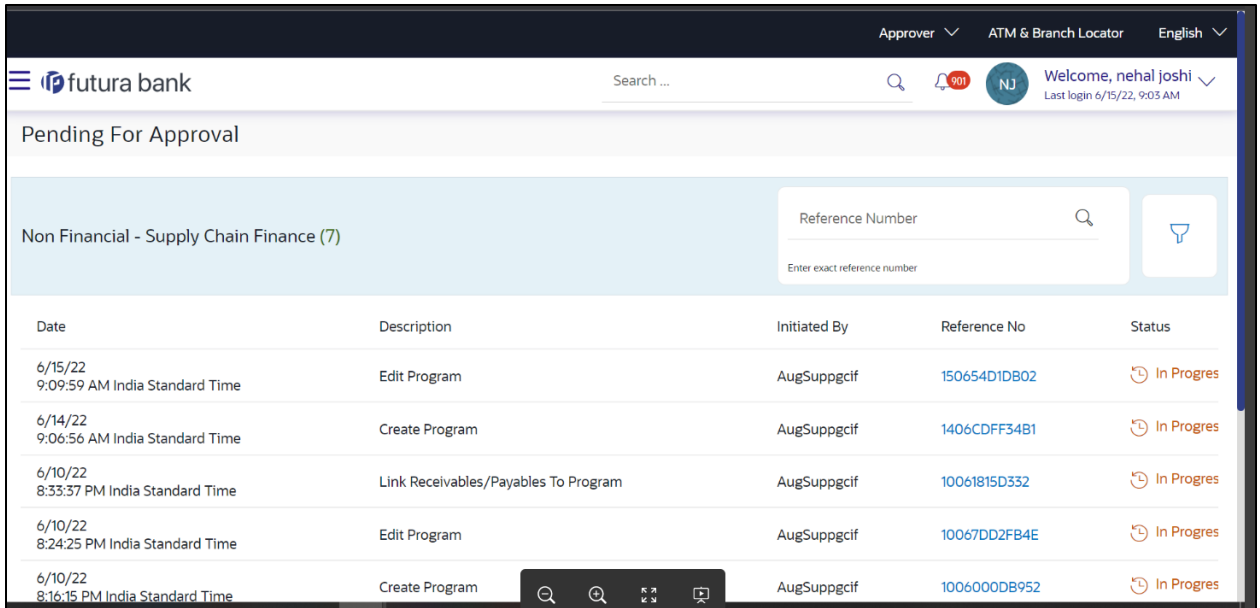
[View All](#)

Corporate Limits

Create Bill Pa... ▼

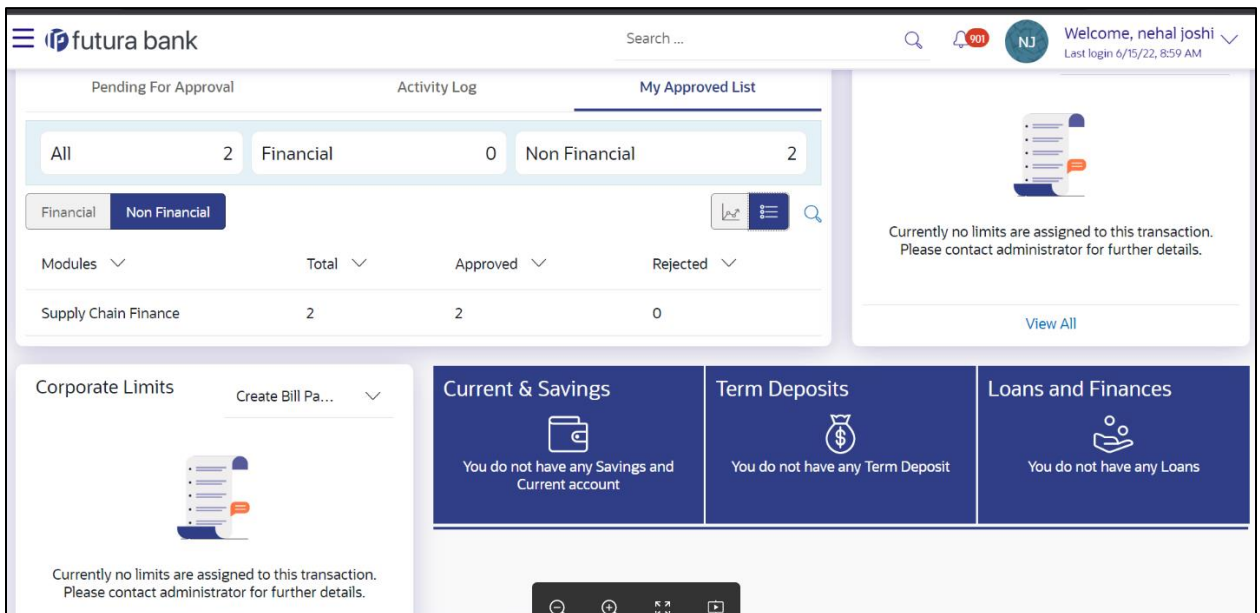
Current & Savings
Term Deposits

Loans and Finances



1.6.5 My Approved List Tab

A new tab to display the Supply chain finance transactions in the my approved list widget and screen is developed this release. Checker or Approver can view the approved Supply Chain Finance transactions from this new tab.



Financial - Supply Chain Finance (2)

Date	Description	Amount	Initiated By	Reference No	Status
6/15/22 9:29:42 AM India Standard Time	Finance Repayment		AugSuppgcif	1506C04E3D3E	Approved
6/15/22 9:17:57 AM India Standard Time	Request Finance on Receivables/Payables		AugSuppgcif	150632A1154E	Approved

Page 1 of 1 (1-2 of 2 items)

Non Financial - Supply Chain Finance (4)

Date	Description	Initiated By	Reference No	Status
6/15/22 10:12:12 AM India Standard Time	Link Receivables/Payables To Program	AugSuppgcif	1506CA4A4040	Approved
6/15/22 9:09:59 AM India Standard Time	Edit Program	AugSuppgcif	150654D1DB02	Approved
6/15/22 8:49:59 AM India Standard Time	Create Program	AugSuppgcif	150674DB01B7	Approved
6/15/22 8:47:46 AM India Standard Time	Create Program	AugSuppcheckercif	1506B9653442	Approved

Page 1 of 1 (1-4 of 4 items)

1.6.6 Activity Log Tab

A new tab to display the Supply chain finance transactions in the Activity log widget is developed this release. Maker can view all the Supply Chain Finance transactions from this new tab for Activity Log.

Features And Enhancements

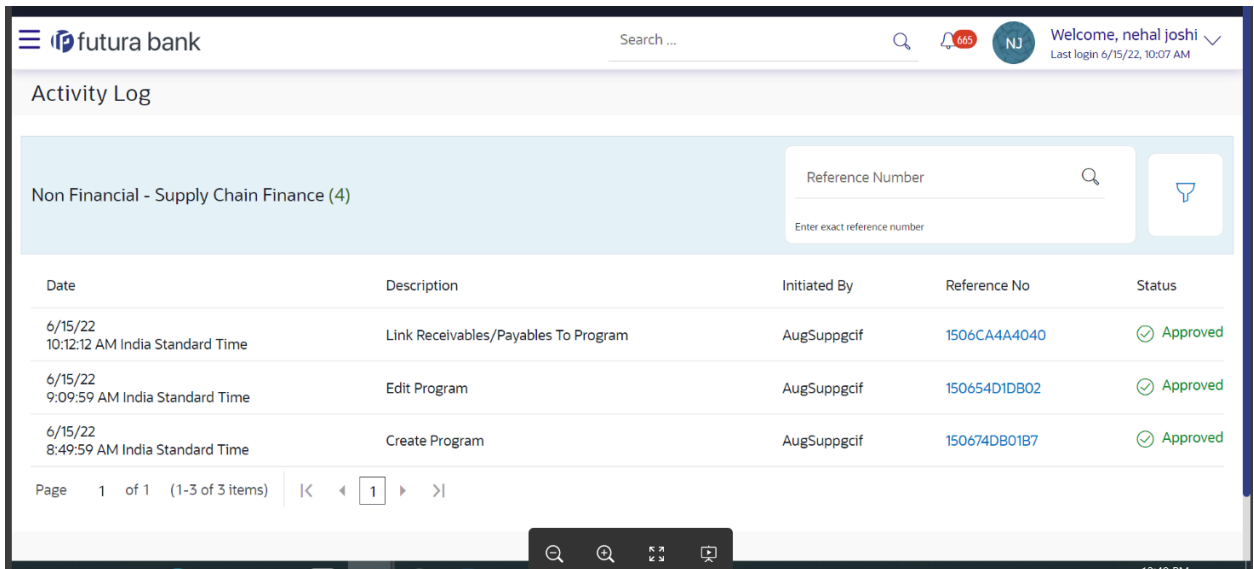
The dashboard features a top navigation bar with the Futura Bank logo, a search bar, and user information for 'Welcome, nehal joshi' (Last login 6/15/22, 8:44 AM). The main content area is divided into several sections:

- Transactions:** Includes tabs for 'Pending For Approval', 'Activity Log', and 'My Approved List'. It has filters for 'All' (1), 'Financial' (0), and 'Non Financial' (1). A table below shows counts for 'Supply Chain Finance' across various statuses: Initiated (0), PendingApproval (0), Locked (0), Modification (0), and Approved (1).
- My Limits:** A section titled 'Create Bill Pa...' with a message: 'Currently no limits are assigned to this transaction. Please contact administrator for further details.' and a 'View All' link.
- Corporate Limits:** A section titled 'Create Bill Pa...'.
- Current & Savings:** A blue button with the text 'You do not'.
- Term Deposits:** A blue button with the text 'You do not have any Term Deposit'.
- Loans and Finances:** A blue button with the text 'You do not have any Loans'.

The 'Activity Log' page displays a table of transaction activity. The table has the following columns: Date, Description, Amount, Initiated By, Reference No, and Status.

Date	Description	Amount	Initiated By	Reference No	Status
6/15/22 9:17:57 AM India Standard Time	Request Finance on Receivables/Payables		AugSuppgcif	150632A1154E	Approve

Navigation and search options include a 'Reference Number' search bar and a filter icon. The page footer shows 'Page 1 of 1 (1 of 1 items)' and a copyright notice: 'Copyright © 2006, 2020, Oracle and/or its affiliates. All rights reserved. For more information, see the Oracle Financials Cloud Terms and Conditions.'



1.6.7 Attachment Icon on records for Reuest Finance in Activity log

In the Activity log Tab, whenever request finance transactions is displayed, an attachment icon will be displayed if any documents are attached while executing the transaction.

1.7 Corporate Administration Enablement

In large corporate organizations, there is a need to have users with an administration role to carry out certain administrative functions for the corporate group. Such delegated users with an administrator role are restricted to manage the Group Corporate to which they belong and handle various administrative maintenances on behalf of their Group Corporate. As part of this enhancement, bank system administrator will be able to enable the corporate administration facility for a specific Group Corporate.

Following functions have been extended for Corporate Administrators:

- Group Corporate Maintenance (Wizard)
 - Group Corporate Profiling (View)
 - Party Account Access
 - User Onboarding
 - User Group
 - User Account Access
 - Report Mapping
 - Workflow Management
 - Rules Management
- File Upload Maintenance
 - File Identifier Maintenance
 - User File Identifier Mapping
- Transaction Limit Maintenance

- Reports Generation
 - Adhoc Report Generation
 - Schedule Report Generation
- Dashboard
 - Transactions (Pending for Approval, My Initiated List, My Approved List)
 - Quick Links
- Mailbox
 - Alerts
 - Notification
- Account Settings
 - Profile
 - Session Summary
 - Manage DND Alerts
- Security & Login
 - Set Security Questions
 - Change Password
- ATM Branch Locator

The screenshot displays the 'Group Corporate Onboarding' interface. At the top, there is a navigation bar with 'Submission Status' and 'Group Corporate ID : 003904 Name : true'. The main content area is titled 'Group Corporate Profiling' and shows the 'Group Corporate Name' as 'FuturaBank'. Below this, there is a section for 'Bank Roles' with a list of roles: Checker, Releaser, Viewer, CorporateAdminChecker, CorporateAdminMaker, Maker, Verifier, ISVIEWER, dcApprover, dcverify, AnkVerifier, AnkMaker, and corpAdmindcMaker. Two role boxes are visible: 'copybankmaker1' and 'copiedmakerlat', both marked as 'Copied from Maker'. The 'Entity Specific Roles' section lists 'OBPM 100.76.138.209 14.5 INN HEL' and 'UBS OBPM 14.4 HEL Branch'. At the bottom, there are 'Workflow Preferences' set to 'Corporate Level', 'Approval Flow' set to 'Sequential', and 'Approval Routing Type' set to 'Auto'.

1.7.1 Approval Rules Enhancements

The option to specify preferred currency at Group Corporate (GCIF) level is now deprecated. The below day 0 configurations are added to ease the resolution of approval rules:

- Define if weightage needs to be checked during rule evaluation (Auto-routing/Manual routing)

- Define if Sequential rule needs to be given precedence or Non-sequential rule

Utilization of Configuration:

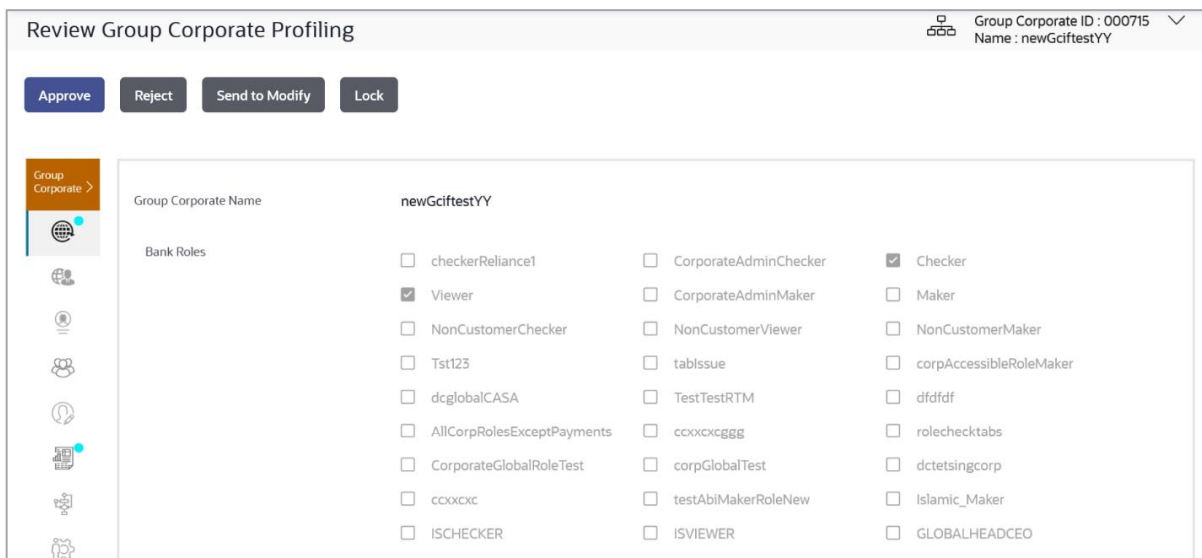
- If weightage configuration= Yes, then the rules will be evaluated as per the calculated weightage.
Note: For auto-routing, out of the box weightage will always be checked
- If weightage configuration= No, then the rules will be evaluated irrespective of the currency and all the rules falling within the amount range (post currency conversion) will be resolved
 - For Manual Routing, whichever rule the maker selects will be the resolved rule
 - For Auto Routing, the nearest 'max' value logic will be checked and the rule with nearest max slab will be evaluated. However, if two rules have the same nearest 'max' value, then the transaction will be sent to the users of all the applicable rules. Whichever approver picks the transaction first, that rule will be the final resolved rule.

1.7.1.1 Flexi-Approval of Multiple Transactions

For Multiple Bill Payments and Multiple Transfers, a framework is developed to support flexi-approval for multiple transactions. There is a provision to select multiple transactions with 'Initiated' status and route the same for approval. A request ID will be generated for each set of selected transactions. The transactions with the exact matching approval rules will be grouped together along with the evaluated rules i.e., multiple transaction buckets will be created with multiple or single resolved rule/s. Maker will be able to select one approval rule against the group and route the transaction. Note: The selected approval rule will be applicable to the entire group of transactions. Individual transactions cannot be routed from within the group. Once the transactions are routed successfully, the status of the transaction changes to 'Pending Approval'.

1.7.1.2 Send to Modify Option Enablement for Group Corporate Maintenance

When the maker sends the Group Corporate Onboarding maintenance for approval, the administrator approver is provided an option to send the maintenance back for modification. In order to enable the same, 'Send to Modify' option is available to the approver. The approver can capture an optional comment to specify the reason for sending the maintenance for modification. The transaction sent back for modification will be visible in the activity log of all the users who have worked on it.



1.7.1.3 Highlight Modified Data on Group Corporate Maintenance

As part of this enhancement, if the maker updates any existing data, then the modified data will be highlighted for the approver to understand the changes. The previous as well as new values will be shown. In the view mode, Group Corporate onboarding screens will display only the selected value. E.g., the Role Mapping section will list only the selected/mapped roles and not the role which is not mapped/selected. In the edit mode, all the values (selected/not selected) will be shown.

Group Corporate Onboarding Submission Status Group Corporate ID : 003904 Name : true

User Onboarding Summary 1

User Type	corporateuser
Group Corporate Id	003904
Party ID	004444
Party Name	deepaknew
Personal Information	
Username	dcmake1
Title	Mr
First Name	Deepak Previous Value : deepak
Middle Name	-
Last Name	Chhabra Previous Value : maker
Date of Birth	10/8/90 Previous Value : 10/8/91

Note

This function enables you to onboard and manage users, their personal information and their login credentials for channel banking access.

You can also define the various Touch Points from which the user can access the application and limit package applicable for the same.

User Status change (lock/unlock) and whether the channel access has to be given to the user can be simply be managed and updated from the search results.

1.7.2 Stage Wise Comments Capture

On the Group Corporate Onboarding wizard, comments can be captured by any user involved in the maintenance journey e.g., maker, approver. For each comment, the user ID along with the date timestamp will be available. Multiple comments can be captured at each resource level. The user can add comments but not modify or delete them. Comments will be available in the activity log for the Group Corporate as long as its data is not purged. A history of comments can be seen in case the maintenance is picked up by another approver for action.

1.7.3 Service Request Framework Enhancements

On the Rules Management screen, a new Rule Type- 'Service Request' is added so that approval rules can be maintained for service requests. Rules can be created for 'All Service Requests' 'Specific Service Request' or 'Specific Category'. Enablement of Alert facility when the SR is assigned to Bank admins and are processed on the admin users. One of the enhancements includes the introduction of a new screen 'User Group Service Request Mapping', enabling the bank administrator to map service requests to the specific admin user groups. With this change, bank administrators will receive only those Service Requests for processing which are mapped to them instead of all. Bank needs to ensure that the user group-service request mapping is maintained. User groups can be mapped to all service requests or specific service requests. When the service request is fully approved by the corporate approver, the service request will be assigned to the bank administrator user group for resolution. The user group selection will be based upon the mapping maintained in the 'User Group-Service Request Mapping' screen. Alert will be sent to the maker when the service request is initiated and alerts will be sent to the admin users of the selected user group, once the service request is assigned (i.e., once it is fully approved).

1.7.4 User Search Enablement for User Group

The 'User Onboarding' screen available under the Group Corporate Onboarding wizard of administrator is enhanced to view all the user groups associated with a particular user. This helps the administrator to understand that a user is part of which all user groups. This information is visible only as read-only and hence cannot be modified. Note: In order to remove a user from all user groups, the administrator must manually go to the particular user group and remove the user.

1.7.5 Approval Rule Report

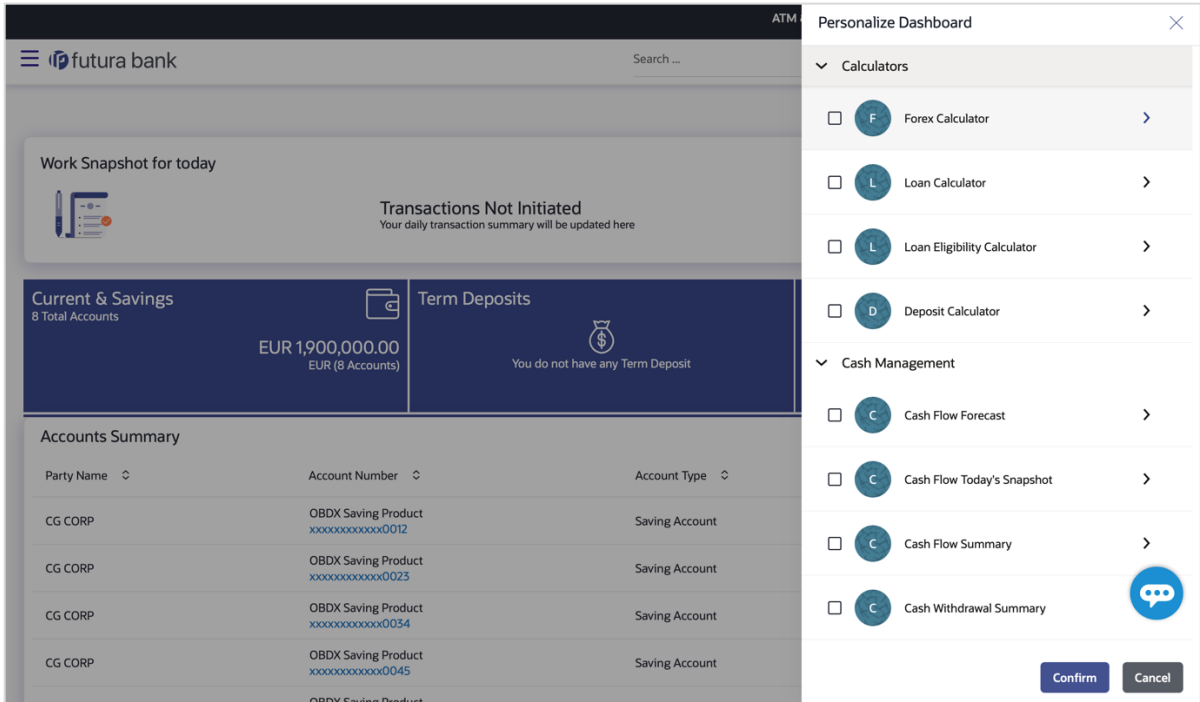
A new 'Approval Rule' report is available which the bank administrator can generate to view the details of the rules and workflows belonging to a group corporate. Either Group Corporate ID or Group Corporate Name must be provided as an input parameter. A valid Group Corporate ID or Name needs to be given as like search is not available. The bank administrator is able to generate this report only if access is provided for 'Approval Rule' report generation using the User Report Mapping screen. This report can be generated by corporate administrator as well as bank administrator. This is an adhoc report which can be downloaded in CSV format using the 'My Reports' option. Previously available 'Party Wise Approval Rules Report' is deprecated post the development of this report.

1.7.6 Ready to Submit Functionality

When concurrent administrator users are working on a Group Corporate, they need to provide their readiness for submission before the maintenance is submitted. Any user who modifies any resource in the Group Corporate is registered in the system as a contributor while any user who has not performed data modification on any step in Group Corporate onboarding wizard but has only entered comments for a resource is not considered as a contributor. This enhancement is to check if all the contributors have given readiness for submission when any user submits a transaction. The maintenance cannot be submitted until all contributors have given their readiness. The status of submission readiness can also be seen for each user involved in the transaction.

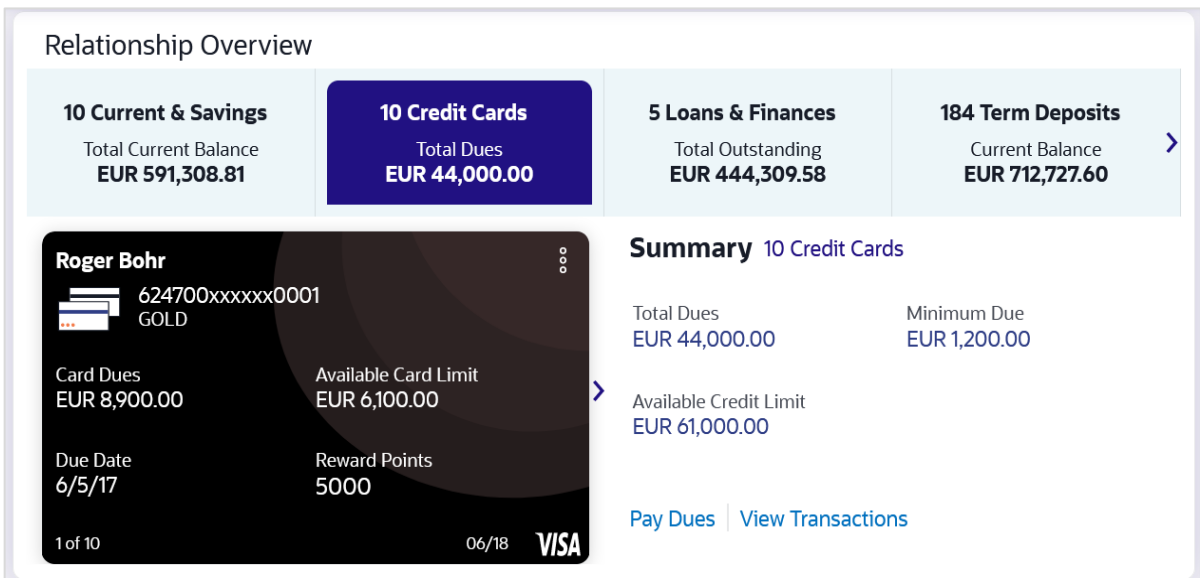
1.7.7 Dashboard Personalization

As part of this enhancement, the support for Application Rule dashboard is removed. Dashboards can now be mapped at various available levels like Party, Segment, User Type or User. A capability is introduced to show the end user's dashboard auto painted based on the roles assigned. The logged in-Retail and Corporate user can add or remove widgets while creating the dashboard. Each widget can be assigned a priority as per the requirement and the widgets to be displayed on the module dashboards will be based upon the assigned priority.



1.7.8 Enhanced Overview Widget on Retail Dashboard

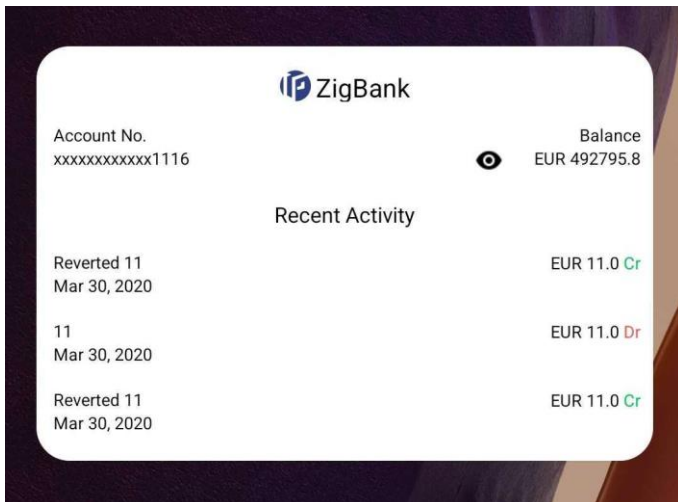
The Relationship Overview dashboard available to retail users, has been further enhanced in this release. In the previous release, enhancements were made to the individual cards of each module (Current & Savings Accounts, Loans, Credit Cards, Investments, etc.) In this release, the entire widget has been enhanced to improve the usability and user experience of this widget. Essential Information on the tabs and summary sections present an overall view of the current holdings in that module. The summary section now has quick links to enable the user to quickly access functions/screens related to the specific module. E.g. the Credit Card view of the Relationship Overview widget will contain links to pay dues and view transactions.



This widget is also now available on mobile devices in responsive mode. When viewing this widget on a mobile device, the user will be able to view all the information as displayed in desktop view. The widget will be responsive to fit into a mobile form factor.

1.7.9 Home Screen Mobile Widget

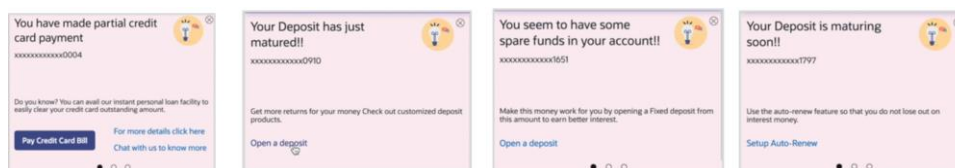
A widget on mobile home screen to display the account summary and last 3 transactions for the set primary Current Account and Saving Account (CASA) has been created. Facility to mask or unmask the account balance has been provided so that the user can hide the balance at his behest. This widget is provided for both the android and iOS platforms.



1.7.10 Customer Insights

Insights widget (Available to the Retail Customers) has been enhanced in this release to support following Insights:

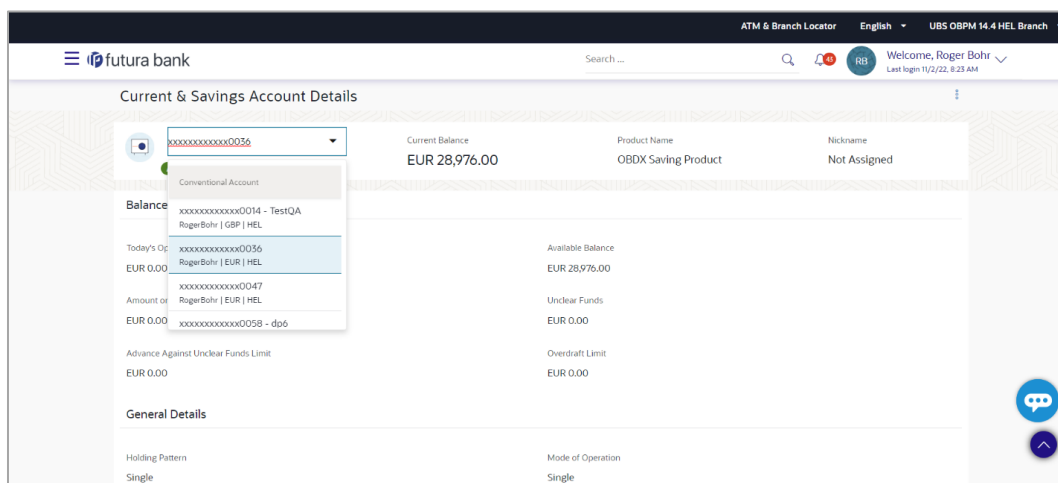
- Personal Loan to Credit Card user: If a credit card customer is making partial credit card payment or if the credit card payment is overdue, an Insight will be shown to the customer to avail a Personal Loan from the bank to pay the credit card outstanding amount.
- Investment advice on deposit maturity: If a user's Deposit account has just matured, an Insight will be shown to invest the proceeds in another Deposit account to get better returns as compared to just keeping the funds in the savings account.
- Investment advice on Excess funds: If a user's Savings Account has some excess funds (amount threshold defined by the bank admin), an Insight will be shown to invest the excess amount in a Deposit account to get better returns as compared to just keeping the funds in the savings account.
- Renewal advice for deposit nearing maturity: If a user's Deposit account is nearing maturity and auto-renew is set to 'Off' for the deposit, then an Insight will be shown to user to enable auto-renew for the deposit



1.7.11 Account Title Display

As part of this enhancement, the account name, account currency and branch code are displayed along with the account number on all the customer facing screens. This change will be reflected on the Review and Confirmation screens as well for the specified transactions. Transactions of the following modules are enhanced:

- Current and Savings Account
- Term Deposits and Credit Cards
- Loans and Finances
- Bill Payments
- Payments
- Liquidity Management
- Virtual Account Management
- Trade Finance



1.7.12 Document Attachment Indicator

In this enhancement, an indication regarding document attachment is introduced while viewing the transaction. This transaction can be either initiated by logged in user or others, approved by or pending for approval with self. The indicator helps in easy identification of initiated transactions containing an attachment. Note: The attachment cannot be viewed or downloaded using this indicator. Attachments can be viewed from the transaction details page.

<input type="checkbox"/>	Date	Description	From Account	Amount	Payee Account Details	Reference No	Status
<input type="checkbox"/>	8/23/22, 1:21 PM <small>In Grace</small>	Card Payment	xxxxxxxxxxxx0016	EUR 10.00	624700xxxxxx0006	2308A85EC301	In Progress
<input type="checkbox"/>	8/23/22, 1:15 PM <small>In Grace</small>	Card Payment	xxxxxxxxxxxx0016	EUR 10.00	624700xxxxxx0006	2308D6D25A86	In Progress
<input type="checkbox"/>	8/23/22, 1:13 PM <small>In Grace</small>	Card Payment	xxxxxxxxxxxx0016	EUR 10.00	624700xxxxxx0006	23084B7884FB	In Progress
<input type="checkbox"/>	8/23/22, 12:55 PM <small>In Grace</small>	Card Payment	xxxxxxxxxxxx0016	EUR 10.00	624700xxxxxx0001	23087AE5719E	In Progress
<input type="checkbox"/>	8/22/22, 9:24 AM <small>In Grace</small>	Card Payment	xxxxxxxxxxxx0016	EUR 100.00	624700xxxxxx0001	22083CCBD13F	In Progress

1.7.13 Separate Authentication for Back Office Users

An option is provided to enable Bank Administrator user IDs to be authenticated using a separate LDAP. A Day 0 configuration is available to set up the OBDX user types which need to be authenticated using one separate LDAP. Bank is expected to onboard the users who need to be authenticated using a separate LDAP on the OBDX Platform. User's username (Login ID), first name, last name and contact details will be expected to match in both the systems i.e., in LDAP and in OBDX. Login for external User will be SSO based and if the user is already authenticated, then re-authentication will not be required. Any changes in user's common information available across the system like Personally identifiable information (PII) etc. will be expected to be updated manually in OBDX. Lock/Unlock/Revoke/Activate users will be outside of OBDX for external LDAP users. Password policy validations will be removed for the user types to be authenticated using a separate LDAP as per Day 0 configuration. All credentials-based alerts like password change, etc. will not be triggered for users maintained in external LDAP. Following password management functionalities will be outside OBDX for any external LDAP users:

- Forget User ID and Password
- Force Change Password and Change Password
- Reset and Print Password

2. BUGS FIXED

Sr. No	Product Name	Version	Bug ID	Bug Description
1	12605	22.1.2.0.0	34234675	REPEAT TRANSFER FAILING WITH ERROR ACCOUNT RELATIONSHIP MAPPING IS NOT AVAILABLE
2	12605	22.1.2.0.0	34513117	ERROR-'COLLECTION READ FAILED' WHILE PERFORMING VIEW COLLECTION OPERATION
3	12605	22.1.2.0.0	34541575	STEPS TO ENABLE OBPM REST WEB SERVICE LOGGING PATCHSET 21.1.0.4.0
4	12605	22.1.2.0.0	34175331	IDCS LOGIN NOT WORKING FOR NEW USERS
5	12605	22.1.2.0.0	34240721	GCIF 21.1.4 INTERNAL ISSUES - USER AND PARTY ACCOUNT ACCESS HAS TO BE DONE FROM CORPORATE ONBOARDING ONLY SO THESE SHALL NOT BE PRESENT IN MAIN MENU OPTIONS.
6	12605	22.1.2.0.0	34428526	SERVICE REQUEST FORM BUILDER : APPROVAL : TRANSACTION NOT GOING FOR APPROVAL
7	12605	22.1.2.0.0	34454332	21.1.5 ADMIN BI REPORTS ISSUES
8	12605	22.1.2.0.0	34455889	AUTO ACCOUNT MAPPING ISSUE ON OBDX
9	12605	22.1.2.0.0	34482846	ERROR-'SYSTEM CANNOT PROCESS THE REQUEST CURRENTLY. PLEASE TRY LATER.' OBSERVED ON CLICKING 'LC NUMBER' HYPERLINK IN 'VIEW IMPORT LETTER OF CREDIT' SCREEN
10	12605	22.1.2.0.0	34492038	ENTITLEMENT IS MISSING IN PS21.1.4.1.0
11	12605	22.1.2.0.0	34499471	ECIT6 OBDX 21.1.4.1 LOAN ACCOUNT STATUS IS SHOWN AS INACTIVE IN GCIF MODULE
12	12605	22.1.2.0.0	34504691	DASHBOARD BUILDER : TRANSACTION IS NOT GOING FOR APPROVAL
13	12605	22.1.2.0.0	34541725	PAYMENT STATUS INQUIRY PERFORMANCE ISSUE
14	12605	22.1.2.0.0	34546495	NOT ABLE TO UPLOAD .DOCX AND .ZIP FILES FOR TRADE FINANCE INITIATE BILLS
15	12605	22.1.2.0.0	34582141	ADDRESSLINE 2,3,4 & POSTCODE VALIDATION ISSUE WHILE CREATING & SAVING VA TEMPLAT
16	12605	22.1.2.0.0	34554377	DUPLICATES ENTRIES OF 'ALL' UNDER RTM MODULES
17	12605	22.1.2.0.0	34543242	MULTIPLE ISSUES OBSERVED ON PAYMENT STATUS ENQUIRY SCREEN.

Sr. No	Product Name	Version	Bug ID	Bug Description
18	12605	22.1.2.0.0	34555042	DELETE BILLER APPROVED LIST WHEN USER CLICKS ON TRANSACTION IT SHOWS ERROR
19	12605	22.1.2.0.0	34564748	EXCIT6 21.1.4.1 CHANGES IN USER ACCOUNT ACCESS FOR MORE THAN ONE USER IS NOT GETTING APPROVED
20	12605	22.1.2.0.0	34570658	CLAIM MONEY UNABLE TO ADD INTERNAL BANK ACCOUNTS IN PEER TO PEER TRANSFER
21	12605	22.1.2.0.0	34573025	21.1.5 ADMIN WORKFLOW ISSUES
22	12605	22.1.2.0.0	34578631	START TIME AND END TIME IS NOT AVAILABLE IN DIGX_AL_AUDIT_LOGGING_DETAILS TABLE.
23	12605	22.1.2.0.0	34582345	EXCIT6 21.1.4.1 BILLER DETAILS ARE NOT SHOWN ON MAKER SCREEN IF MAKER AND APPROVER PARTY ID IS DIFFERNT AND GCIF IS SAME
24	12605	22.1.2.0.0	34586638	WHEN THE ACCOUNT ACCESS IS REMOVED FROM USER ACCOUNT ACCESS THE INDICATION AS MAPPED IS NOT GETTING DISPLAYED
25	12605	22.1.2.0.0	34588436	PASSWORD CHANGE : NOT ALLOWING TO ENTER CURRENT PASSWORD AS NEW PASSWORD
26	12605	22.1.2.0.0	34588549	ONSITE 21.1.4.1 UAT SALT API RESPONSE ISSUE
27	12605	22.1.2.0.0	34592542	UI ISSUE ON REROUTE AND PRIORITIZE SCREEN
28	12605	22.1.2.0.0	34596720	21.1.5: LM STRUCTURE CREATION: FIELD - HOLIDAY TREATMENT
29	12605	22.1.2.0.0	34603977	EXCIT6 21.1.4.1 DUE AMOUNT IS NOT SAME IN CREDIT CARD DETAILS AND CREDIT CARD SUMMARY SCREEN FOR ADD-ON CARDS
30	12605	22.1.2.0.0	34606830	THE PLAY STORE REQUIRED TARGET SDK VERSION 31
31	12605	22.1.2.0.0	34651623	FOR BOTH AMEND LC AND BG, TIMEOUT ERROR ON CLICK OF "PREVIEW DRAFT COPY" BUTTON
32	12605	22.1.2.0.0	34632034	TRANSLATION ISSUE - SPANISH VERSION SL 3 MANTIS 0001098
33	12605	22.1.2.0.0	34607783	EXCIT6 21.1.4.1 EXTENSIBILITY IS MISSING FOR CREDIT CARD STATEMENTS SERVICES
34	12605	22.1.2.0.0	34614940	LETTER OF CREDIT : INTERNAL ISSUES IN HF4 21.1.4.1.0

Sr. No	Product Name	Version	Bug ID	Bug Description
35	12605	22.1.2.0.0	34619788	BANK GUARANTEE : INTERNAL ISSUES IN HF4 21.1.4.1.0
36	12605	22.1.2.0.0	34622819	21.1.5 : ACCOUNT MAPPING ISSUE : VER NOTIFICATION & FLAG MAPPING ISSUE
37	12605	22.1.2.0.0	34627255	OBDX: ADD TRANSACTION IN TASK CODE UNDER CUSTOMER ACCOUNT ACCESS
38	12605	22.1.2.0.0	34627383	DOMESTIC IMPS WSDL SERVICES NOT AVAILABLE IN OBPM
39	12605	22.1.2.0.0	34629150	BILLS: INTERNAL ISSUES IN HF4 21.1.4.1.0
40	12605	22.1.2.0.0	34629167	COLLECTION: INTERNAL ISSUES IN HF4 21.1.4.1.0
41	12605	22.1.2.0.0	34636652	SHIPPING GUARANTEE: INTERNAL ISSUES IN HF4 21.1.4.1.0
42	12605	22.1.2.0.0	34638548	BILL AND COLLECTION SETTLEMENT: INTERNAL ISSUES IN HF4 21.1.4.1.0
43	12605	22.1.2.0.0	34642833	2FA FOR FORCE CHANGE PASSWORD IS NOT AVAILABLE FOR ADMIN USER
44	12605	22.1.2.0.0	34646404	DOMESTIC NEFT&RTGS : VALUE DEFAULTED AT CODE LEVEL INSTEAD CONFIGURED FETCH
45	12605	22.1.2.0.0	34648218	DEVICE IS REGISTERED EVEN WHEN ALTERNATE LOGIN SET UP IS NOT COMPLETE
46	12605	22.1.2.0.0	34648309	PROXY IP AND PORT SHOULD NOT BE MANDATORY FOR TWITTER CONNECTION
47	12605	22.1.2.0.0	34652476	21.1.5 PO ACCEPTED FROM SUPPLIER ARE NOT GOING FOR AUTO FINANCE
48	12605	22.1.2.0.0	34653812	UI ISSUE: CLAIM MONEY USER CREATION PAGE ,SEVERAL INPUT LINES FOR PASSWORD
49	12605	22.1.2.0.0	34661584	EXCIT6 21.1.4.1 DOCUMENT REFERENCE NO. IS NOT VISIBLE IN PAYMENT STATUS INQUIRY SCREEN
50	12605	22.1.2.0.0	34661947	TRADE FINANCE INTERNAL ISSUES IN 21.1.4.1.0
51	12605	22.1.2.0.0	34662125	WHILE SEARCHING USER ID BY USERNAME THE SYSTEM IS TAKING A LOT OF TIME
52	12605	22.1.2.0.0	34663744	REOPEN UNABLE TO CANCEL FUTURE DATED PAYMENT FROM PAYMENT STATUS INQUIRY SCREEN
53	12605	22.1.2.0.0	34673675	SYSTEM IS GIVING ERROR WHEN USER DOWNLOAD THE STRUCTURE DETAILS FROM VIEW STRUCTURE IN LM
54	12605	22.1.2.0.0	34675106	REPORT GENERATION EMAIL NOT WORKING

Sr. No	Product Name	Version	Bug ID	Bug Description
55	12605	22.1.2.0.0	34677920	INITIATE SHIPPING GUARANTEE - ERRORS WHILE CREATING SHIPPING GUARANTEE
56	12605	22.1.2.0.0	34684133	CANNOT VIEW VIRTUAL ENTITY DETAILS FROM "VIEW/EDIT VIRTUAL ENTITY" SCREEN
57	12605	22.1.2.0.0	34606829	THE PLAY STORE REQUIRED TARGET SDK VERSION 31
58	12605	22.1.2.0.0	34701638	'TIMED OUT EXCEPTION' AFTER OPENING TRADE FINANCE OVERVIEW SCREEN
59	12605	22.1.2.0.0	34745120	MULTIPLE ISSUES OBSERVED ON INITIATE BANK GUARANTEE SCREEN
60	12605	22.1.2.0.0	34745125	MULTIPLE ISSUES OBSERVED ON INITIATE EXPORT COLLECTION SCREEN
61	12605	22.1.2.0.0	34754128	CONSOLE ERROR OBSERVED WHEN ATTEMPTING TO AMEND BANK GUARANTEE
62	12605	22.1.2.0.0	34754134	MULTIPLE ISSUES OBSERVED ON INITIATE LC SCREEN.
63	12605	22.1.2.0.0	34757373	ISSUES OBSERVED WHILE INITIATING LC ON DOCUMENTS AND CONDITIONS TAB SCREEN.
64	12605	22.1.2.0.0	34757388	INITIATE SHIPPING GUARANTEE - ERRORS WHILE CREATING SHIPPING GUARANTEE
65	12605	22.1.2.0.0	34688660	MULTIPLE ISSUES OBSERVED ON INITIATE LC SCREEN.
66	12605	22.1.2.0.0	34688784	UI ISSUES - BG - SG
67	12605	22.1.2.0.0	34689006	UI ISSUES LC BILLS AND MAINTENANCE APP TRACKER
68	12605	22.1.2.0.0	34689970	SCREEN FREEZES WHEN CREATE INTERNAL PAYEE WITH RANDOM ACCOUNT NUMBER
69	12605	22.1.2.0.0	34694131	TRADE TRANSACTIONS SETS EXPIRY DATE WITH 1 DAY AS A GRACE PERIOD THOUGH BANK HAS SET 10 DAYS AS A GRACE PERIOD
70	12605	22.1.2.0.0	34711318	SESSION SUMMARY SEARCH CAUSING STUCK THREAD ON OBDX
71	12605	22.1.2.0.0	34712451	LOAN ACCOUNT SCHEDULE INQUIRY DOWNLOAD ISSUE
72	12605	22.1.2.0.0	34712721	LOAN ELIGIBILITY CALCULATOR NOT LOADED IN LOAN OVERVIEW SCREEN
73	12605	22.1.2.0.0	34713212	PERFORMANCE ISSUE ROLE DETAILS LOADING TAKES TIME

Sr. No	Product Name	Version	Bug ID	Bug Description
74	12605	22.1.2.0.0	34726357	APPROVAL NOT WORKING WHEN THE APPROVER DOESN'T HAVE MAKER'S PRIMARY PARTY MAPPED
75	12605	22.1.2.0.0	34741440	NOTE FIELD IS EMPTY IN PAYMENT STATUS INQUIRY FOR SEPA INSTANT PAYMENTS
76	12605	22.1.2.0.0	34741980	BACK BUTTON IS NOT WORKING PROPERLY IN FIRST TIME LOGIC REVIEW SCREEN
77	12605	22.1.2.0.0	34742074	UNABLE TO SEARCH THE ACCOUNTS BASED ON STATUS IN PARTY ACCOUNT ACCESS MODULE
78	12605	22.1.2.0.0	34748709	PASSWORD POLICY CANCEL POPUP IS NOT SHOWN ON CLICK OF "CANCEL" BUTTON
79	12605	22.1.2.0.0	34748739	AUTHENTICATION CANCEL POPUP IS NOT SHOWN ON CLICK OF "CANCEL" BUTTON
80	12605	22.1.2.0.0	34750202	PRODUCT MAPPING : BACK BUTTON IS TAKING TO THE FIRST SCREEN INSTEAD PREVIOUS
81	12605	22.1.2.0.0	34751698	FIRST TIME LOGIN MAINTENANCE : ON CANCEL BUTTON CLICK, NO CONFIRMATION MESSAGE
82	12605	22.1.2.0.0	34799025	INITIATE SHIPPING GUARANTEE, SAVE AS DRAFT MULTIPLE ERRORS
83	12605	22.1.2.0.0	34771197	GCIF RULE MANAGEMENT TRANSACTION SELECTION ISSUE
84	12605	22.1.2.0.0	34771706	UNABLE TO VIEW THE CLOSED LM STRUCTURES IN OBDX
85	12605	22.1.2.0.0	34772129	VALIDATION OF SWIFT CODE DOES NOT WORK IN OTHER PARTY MAINTENANCE SCREEN.
86	12605	22.1.2.0.0	34772208	GCIF ONBOARDING DUPLICATE TRANSACTION GROUP NAME ISSUE
87	12605	22.1.2.0.0	34772532	APPROVAL RULE SEARCH : TRANSACTION FIELD IS BLANK IN SEARCH RESULT
88	12605	22.1.2.0.0	34773063	WORKFLOW MAINTENANCE : INVALID VALUE APPEARING UPON LEVEL 1 DELETION
89	12605	22.1.2.0.0	34773220	SECURITY QUESTION MAINTENANCE : FIELD LENGTH IS NOT MENTIONED
90	12605	22.1.2.0.0	34776536	TRANSACTION BLACKOUT : UNABLE TO OPEN DELETED RECORD FROM ACTIVITY WINDOW
91	12605	22.1.2.0.0	34787474	MBCC STRUCTURES - INCORRECT COLOR CODING IS SHOWING IN OBLM WHEN STRUCTURE IS CREATED FROM OBDX

Sr. No	Product Name	Version	Bug ID	Bug Description
92	12605	22.1.2.0.0	34790124	BRANCH NAME ON GENERAL RATES SEARCH CHANGES WHEN SEARCH PARAMETER IS CHANGED
93	12605	22.1.2.0.0	34802445	SAVE BUTTON IS NOT VISIBLE WHEN USING FILTER IN PARTY ACCOUNT SCREEN
94	12605	22.1.2.0.0	34818331	ERROR-'SYSTEM CANNOT..' IS APPEARING ON SWIFT CODE SEARCH WINDOW
95	12605	22.1.2.0.0	34799023	UI ISSUES - BG - SG

3. QUALIFICATIONS

Sr. No.	Oracle Banking Digital Experience Modules	Host Integration*	Version
1	Oracle Banking Digital Experience Originations	Oracle FLEXCUBE Onboarding	14.5.0.0.0
2	Oracle Banking Digital Experience Retail Servicing	Oracle FLEXCUBE Core Banking Oracle FLEXCUBE Universal Banking Oracle Banking Payments	11.10.0.0.0 14.7.0.0.0 14.7.0.0.0
3	Oracle Banking Digital Experience Corporate Servicing	Oracle FLEXCUBE Core Banking Oracle FLEXCUBE Universal Banking Oracle Banking Payments	11.10.0.0.0 14.7.0.0.0 14.7.0.0.0
4	Oracle Banking Digital Experience SMS Banking	Oracle FLEXCUBE Core Banking Oracle FLEXCUBE Universal Banking	11.10.0.0.0 14.7.0.0.0
5	Oracle Banking Digital Experience Retail Peer to Peer Payment	Oracle FLEXCUBE Core Banking Oracle FLEXCUBE Universal Banking Oracle Banking Payments	11.10.0.0.0 14.7.0.0.0 14.7.0.0.0
6	Oracle Banking Digital Experience Merchant Payments	Oracle FLEXCUBE Core Banking Oracle FLEXCUBE Universal Banking	11.10.0.0.0 14.7.0.0.0
7	Oracle Banking Digital Experience Customer Financial Insights	Oracle FLEXCUBE Core Banking Oracle FLEXCUBE Universal Banking	11.10.0.0.0 14.7.0.0.0
8	Oracle Banking Digital Experience Corporate Trade Finance	Oracle Banking Trade Finance	14.7.0.0.0

Sr. No.	Oracle Banking Digital Experience Modules	Host Integration*	Version
		Oracle Banking Trade Finance Process Management	14.7.0.0.0
9	Oracle Banking Digital Experience Wallets	Oracle FLEXCUBE Universal Banking Oracle Banking Payments	14.7.0.0.0 14.7.0.0.0
10	Oracle Banking Digital Experience Corporate Virtual Account Management	Oracle Banking Virtual Account Management	14.7.0.0.0
11	Oracle Banking Digital Experience Corporate Liquidity Management	Oracle Banking Liquidity Management	14.7.0.0.0
12	Oracle Banking Digital Experience Corporate Supply Chain Finance and Cash Management	Oracle Banking Supply Chain Finance Oracle Banking Cash Management	14.7.0.0.0 14.7.0.0.0

* Refer the 'Transaction Host Integration Matrix' section available in module specific user manuals to view transaction level integration details.

4. BROWSER SUPPORT

This chapter lists the qualification of the Oracle Banking Digital Experience 22.1.2.0.0 patchset release with various browsers:

* Support on the Android operating system is limited to Chrome for Android.

Please refer the following link to view the complete browser support policy:

<http://www.oracle.com/technetwork/indexes/products/browser-policy-2859268.html>

5. LANGUAGE SUPPORT

The Oracle Banking Digital Experience 22.1.2.0.0 patchset release offers the following language support:

- Out of box translation is supported in English, Arabic, French, Simplified Chinese, and Spanish and Portuguese languages.
- Field validations are currently supported in English. To enable the field validations in other languages, refer **Oracle Banking Digital Experience Taxonomy Validation Guide**.

6. KNOWN ISSUES AND LIMITATIONS

This chapter covers the known anomalies and limitations of the Oracle Banking Digital Experience 22.1.2.0.0 patchset release.

6.1 Oracle Banking Digital Experience Known Issues

NA

6.2 Oracle Banking Digital Experience Limitations

NA

[Home](#)